



P-310 Unit 8: Team Tactics and Activities

Unit Objectives:

- Identify major activities of a Fire Prevention Education Team (FPET).
- Demonstrate what a typical FPET will accomplish.

Unit at a Glance:

Topics	Method	Duration
Team Responsibilities and Actions	Presentation	15 Minutes
Team Tactics	Presentation	20 Minutes
Final Report	Large Group Discussion	25 Minutes
Total Unit Duration		1 Hour

Materials:

For each participant materials are available at: <https://www.nwcg.gov/publications/training-courses/p-310/course-materials>.

- Reference Unit 2–HO4: Delegation of Authority for the NY Long Island Pine Barrens Prevention and Education Team
- Reference Unit 2–HO5: 2017 Solar Eclipse Memo
- Reference Unit 2–HO6: Delegation of Authority Memo

Classroom:

- Ability to display images and video on large screen.
- White board or easel access for group breakout.

Unit 8: Team Tactics and Activities

Slide 1



Slide 2

Unit Objectives

- **Identify major activities of a Fire Prevention Education Team (FPET).**
- **Demonstrate what a typical FPET will accomplish.**

P-310 Unit 8: Team Tactics and Activities2

☐ Review unit objectives.

- This session is designed for local storytelling. While covering the lesson components, the instructor should incorporate local experience.

Unit 8: Team Tactics and Activities

Slide 3

Introduction



This lesson will provide an overview of what a team can be expected to do. The elements of this lesson will be covered in-depth during this course.

P-310 Unit 8: Team Tactics and Activities 3

Slide 4

Team Responsibilities and Actions

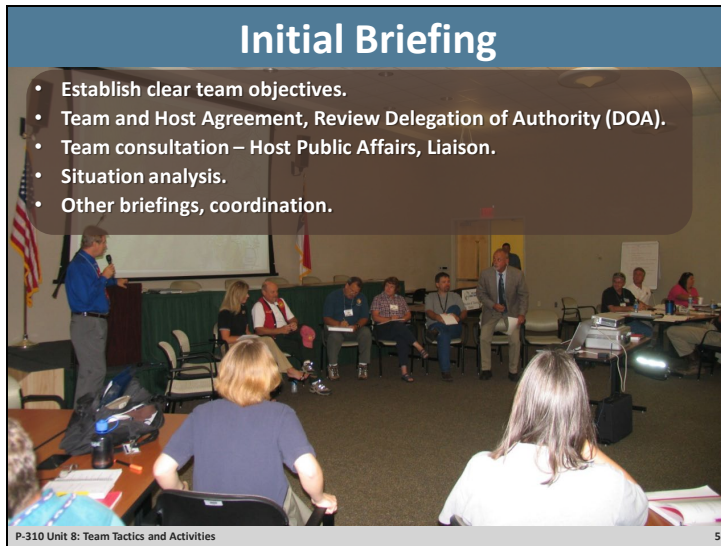
- **In-briefing/DOA review**
- **Conduct Initial Assessment**
- **Develop a communications plan**
- **Develop a Prevention Strategy**
- **Implement the plan**
- **Create a final and transition (if needed) report**
- **Final Presentation**
- **Demobilization**

P-310 Unit 8: Team Tactics and Activities4

- ☐ Have an example of a Delegation of Authority (DOA) ready for students to reference. You may use the one the students have already been given in Unit 2: Introduction to Team Exercise or display a different one.
- ☐ Hand Outs:
 - Unit 2–HO4: Delegation of Authority for the NY Long Island Pine Barrens Prevention and Education Team
 - Unit 2–HO5: 2017 Solar Eclipse Memo
 - Unit 2–HO6: Delegation of Authority Memo

Unit 8: Team Tactics and Activities

Slide 5



Establish Clear Team Objectives

- The host provides input to team.
- The team leader provides input to the host.

Team and Host Reach Agreement on Team Activities, Roles, Responsibilities, and Authority

- DOA is executed.

Team consultation – Host Public Affairs, Liaison

- The team should provide consultation with key host personnel: Public Affairs, Fire Management Office, Agency Administrator, Liaison, etc.


Situation Analysis

- Before arrival conversation between the incoming team leader and the host unit.
- An evaluation of the existing situation should be completed.
- What is going on?
- Why was the team ordered, and what are the major areas of concern?

Other Briefings, Coordination

- This is the responsibility of the host unit and the incoming team.
- Establish a meeting schedule with other important partners.
- This could include other fire agencies, government officials, local organizations, etc.

Slide 6

Conduct Initial Assessment	
<ul style="list-style-type: none">• Physical Assessment.• Existing fire prevention efforts.• Media activities.• Fire prevention Support.• Initial attack capabilities, types of resources.• Scope of activity.	National Park Service <small>National Park Service U.S. Department of the Interior</small>
	Coronado National Memorial Arizona
	Fire Management Plan
	

P-310 Unit 8: Team Tactics and Activities 6

Physical Assessment

- The area characteristics
- Weather conditions
- Severity
- Predictions

Existing Fire Prevention Efforts

- What's going on now?
- Is this an Interagency effort?

Media Activities

- Has any activity with the media been accomplished to date?
- Get copies of everything.

Fire Prevention Support

- What is the availability of additional resources?

Initial Attack Capabilities, Types of Resources

- Types of resources committed/available.

Scope of Activity (Media, Field, etc.)

- Get an overview of use, events, public use, etc.

Slide 7

Team Tactics


- Based on host objectives.
- Activate/implement action items.
- Requires a task analysis and timeline.

P-310 Unit 8: Team Tactics and Activities 7

Unit 8: Team Tactics and Activities

Slide 8

Identifying Tactics



- External relations.
- The Wildland Urban Interface.
- Community outreach; school programs, community assessments, events, etc.
- Community youth programs.
- Rural Volunteer Fire Departments.

P-310 Unit 8: Team Tactics and Activities 8

External Relations

- Rural/urban areas. Is the Wildland Urban Interface an issue?
- Media (social and traditional). What does the team need to accomplish, news releases, communication plan, press releases, blogs, and social media postings.
- Education organizations. Are they a resource that can be utilized?

The Wildland Urban Interface

- Will the team be conducting home assessment workshops or community preparedness's evaluations?

Community Outreach; School Programs, Community Assessments, Events, etc.

- Will the team be asked to conduct or assist with homeowner meetings, attend events, complete community assessments, etc.?
- Youth Fire Education Programs.
- Schools.
- Will the team be conducting school programs, fairs, sporting events, parades, etc.?

Community Youth Programs

- Boy Scouts
- Girl Scouts
- FFA
- 4H

Rural Volunteer Fire Departments

- Will the team be working with or training Rural Fire Departments' current programs?

Slide 9

Identifying Tactics



- Campaign development.
- Agency skill development.
- Corporate opportunities.
- The team should assess all potential media opportunities.

P-310 Unit 8: Team Tactics and Activities 9

Campaign Development

- Teams are often requested to develop local campaigns.

Agency Skill Development

- Local prevention planning
- Training
- Strategies

Corporate Opportunities

- Can the team utilize corporate sponsorship or donations to support activities?
- Check local policy.

The team should assess all potential media and social media opportunities.

- Media Applications
- Scope
- Contacts
- Interagency
- Printed material
- Product Development

Slide 10


Identifying Tactics

Research specific target audiences, available publications, and the need to develop products and manage events.

Slide 11

Final Report

It may be the last accomplishment of the team, but the final report should be started on the first day of the assignment.



P-310 Unit 8: Team Tactics and Activities 11

- Convey that the final report may be the last thing the team accomplishes and turns in. Start recording and developing the final report from day one of the incident.
 - You cannot wait until the end of the assignment, or you will run out of time and miss key information that should be included.

Slide 12

Review Unit Objectives

- Identify major activities of a Fire Prevention Education Team (FPET).
- Demonstrate what a typical FPET will accomplish.

P-310 Unit 8: Team Tactics and Activities 12

- ☐ Review unit objectives.