



S-130 Unit 3: Personal Equipment

Summary:

This unit is intended to introduce students to required Personal Protective Equipment (PPE), personal equipment, their purpose and use.

Incident Position Description (IPD) Alignment:

This unit aligns with the following FFT2 IPD specific duties
(<https://www.nwcg.gov/positions/fft2/position-ipd>):

- Ensure individual readiness.
- Use and maintain PPE.
- Comply with all safety practices and procedures.
- Ensure proper refurbishing and resupply of food, water and supplies.

Objectives:

Students will be able to:

- Describe the purpose of required PPE and identify all the required components.
- Discuss personal gear and line gear use, differences, and contents.

Unit at a Glance:

Topics	Method	Duration
Personal Protective Equipment	Video Presentation	10 Minutes
Required Fireline PPE	Presentation	5 Minutes
Line Gear	Presentation	25 Minutes
Personal Gear	Presentation	20 Minutes
Total Unit Duration		1 Hour



Materials:

- Incident Response Pocket Guide (IRPG), PMS 461, <https://www.nwcg.gov/publications/461>.
- Interagency Standards for Fire and Fire Aviation Operations, NFES 2724, https://www.nifc.gov/policies/pol_ref_redbook.html.
- National Interagency Mobilization Guide, <https://www.nifc.gov/nicc/mobguide/index.html>.
- Instructor prepared line and personal gear bags.
- Examples of all required PPE.
- Notebook for participants.
- S-130 Student Evaluation Task Sheet.
- Ability to display images and video on large screen.
- White board or easel access for group breakouts.

Unit 3: Personal Equipment

Slide 1



Unit 3: Personal Equipment

Slide 2

Objectives

Students will be able to:

- Describe the purpose of required PPE and identify all the required components.
- Discuss personal and line gear use, differences, and contents.

S-130 Unit 3: Personal Equipment 2

- ☐ Review unit objectives.

Unit 3: Personal Equipment

Slide 3

Personal Protective Equipment (PPE)



S-130 Unit 3: Personal Equipment

3

Pre-Video Discussion

Firefighters have the personal responsibility of assuring that their PPE is worn correctly and at the appropriate times. This video focuses on the importance for awareness of the incorrect use of PPE, specifically gloves and sleeves.

❏ Play Video

Title Personal Protective Equipment (PPE), https://youtu.be/MCv4e_gP5fc

Summary Discussion on the importance of proper PPE use.

Time (08:34)

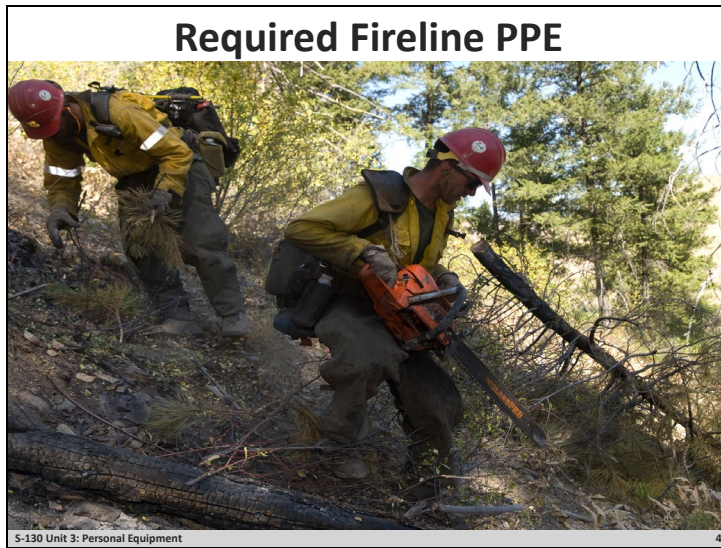
Audio

Post-Video Discussion

A question was raised in the video of “Is this a question of policy, or a question of judgment of the firefighters?”

Unit 3: Personal Equipment

Slide 4



- ☐ Discuss that all personnel are required to use PPE appropriate for their duties and/or as identified. Employees must be trained to use safety equipment effectively.
- ☐ Reference Wildland Fire Field Attire and Personal Protective Equipment (PPE) in the *Interagency Standards for Fire and Fire Aviation Operations*, NFES 2724, https://www.nifc.gov/policies/pol_ref_redbook.html.

Exercise


- ☐ Task each student with reading *Wildland Fire Field Attire* statement.
- ☐ Task all cadre members to be dressed in accordance with the *Required Fireline PPE* items listed.
- ☐ Using cadre members as an example, discuss the overall purpose and protections provided by each of the following items:
 - Wildland fire boots
 - Helmet with chinstrap
 - Goggles/safety glasses
 - Ear plugs/hearing protection
 - National Fire Protection Association (NFPA) 1977 compliant long-sleeved flame-resistant shirt (yellow recommended)
 - NFPA 1977 compliant flame-resistant trousers
 - Leather or leather/flame-resistant combination gloves
- ☐ Discuss additional PPE as identified by agency or geographic area specifications.
- ☐ Discuss that variances in style and color exist for many of the items, such as:
 - Wildland fire boots
 - Helmets
 - Trousers

Unit 3: Personal Equipment

- ☐ Discuss that regardless of variances, all line personnel are required to wear the base items.

Unit 3: Personal Equipment

Slide 5

Knowledge Check	
What three mandatory criteria must be met according to the wildland fire boot standard?	
Boots must be a minimum of 8-inches high.	
Boots must be leather lace up style.	
Boots must have a lug style melt-resistant sole.	
<small>S-130 Unit 3: Personal Equipment 5</small>	

Question: What three mandatory criteria must be met according to the wildland fire boot standard?

Answer: Boots must be a minimum of 8-inches high.

Boots must be leather lace up style.

Boots must have a lug style melt-resistant sole.

Unit 3: Personal Equipment

Slide 6



- ☐ Discuss that an average shift on the fire line can range from 12-16 hours. The specialized equipment, food, water, and miscellaneous items you will need to support yourself during that time will be carried in your line gear.
- Firefighters are responsible for the proper use and maintenance of issued property. Keep in mind that damaged or lost equipment may be difficult to replace and could affect your ability to remain on the fireline.

Exercise

- ☐ Break students into groups.
- ☐ Assign a cadre member to each group.
- ☐ Discuss that variances exist regarding size, color and style of line gear used on the fire line.
- ☐ Discuss that what is considered standard or essential items carried in line gear is primarily determined by the crew supervisors.
- ☐ Assigned cadre members should be prepared to present and discuss the contents of their personal line gear.
- ☐ Cadre members should distinguish between essential versus nonessential items.
- ☐ Discuss that all personnel dispatched off their home unit must conform to a line gear weight limitation of 20 pounds (without water). Per Standard Cube Weight, and Gear Policy for all Personnel, in the *National Interagency Mobilization Guide*, <https://www.nifc.gov/nicc/mobguide/index.html>.

Unit 3: Personal Equipment

Slide 7




- ☐ Discuss that a standard assignment length is 14 days, exclusive of travel from and to home unit. Upon completion of the standard 14-day assignment, an extension of up to an additional 14 days may occur, for a total of up to 30 days, inclusive of mandatory days off and exclusive of travel.
- Fire personnel must always be prepared to respond to assignments with the understanding that they could potentially be away from home for a duration of 14-Page 10 of 121030 days.
- Fire personnel must plan to be mobile, regardless of assignment, and must limit all personal gear to one bag that does not exceed established weight limitations.

Exercise

- ☐ Participants should remain in the assigned groups from previous topic, with assigned cadre member.
- ☐ Discuss that variances exist regarding size, color and style of personal gear bags.
- ☐ Discuss that what is considered standard or essential items carried in personal gear is primarily determined by the crew supervisors.
- ☐ Assigned cadre member should be prepared to present and discuss the contents of their personal gear bag.
- ☐ Cadre members should distinguish between essential versus nonessential items.
- ☐ Discuss that all personnel dispatched off their home unit must conform to a personal gear weight limitation of 45 pounds.
- ☐ Advise participants that agencies will not be held responsible for any personal gear not necessary for use in fire activity. If nonessential for fire activity items are lost, stolen, damaged or destroyed, you will not be reimbursed for them. Urge participants to consider this fact as they decide what essential versus nonessential looks like for them personally.

Unit 3: Personal Equipment

Slide 8

Knowledge Check	
What is the difference between line gear and personal gear?	
<p>Line gear is a backpack meant to carry enough gear to sustain a firefighter with all that is needed for 12–16-hour operational period.</p> <p>Personal gear is a larger bag meant to carry all necessary gear to sustain a firefighter for a 14–30- day assignment.</p>	
<small>S-130 Unit 3: Personal Equipment 8</small>	

Question: What is the difference between line gear and personal gear?

Answer:

Line gear is a backpack meant to carry enough gear to sustain a firefighter with all that is needed for 12–16-hour operational period.

Personal gear is a larger bag meant to carry all necessary gear to sustain a firefighter for a 14–30-day assignment.

Unit 3: Personal Equipment

Slide 9

Objectives

Students will be able to:

- Describe the purpose of required PPE and identify all the required components.
- Discuss personal and line gear use, differences, and contents.