



## S-130 Unit 6: South Canyon Case Study; Part 1

### Summary:

This unit is intended as an opportunity for students to apply their current understanding of briefings, demands of the position, personal equipment, resources and organization, and risk management to the events and decisions made during the South Canyon Fire.

### Incident Position Description (IPD) Alignment:

This unit aligns with the following FFT2 IPD specific duties  
(<https://www.nwcg.gov/positions/fft2/position-ipd>):

- Adjust actions based on changing information and evolving situation awareness. Communicate changing conditions to supervisor.
- Acquire, analyze, and use relevant situational information to make more informed decisions and take appropriate actions.
- Report any changes in fire behavior or hazardous conditions to supervisor.

### Objectives:

Students will be able to:

- Discuss elements from topics in units 1 through 5 that are present in the case study.

### Unit at a Glance:

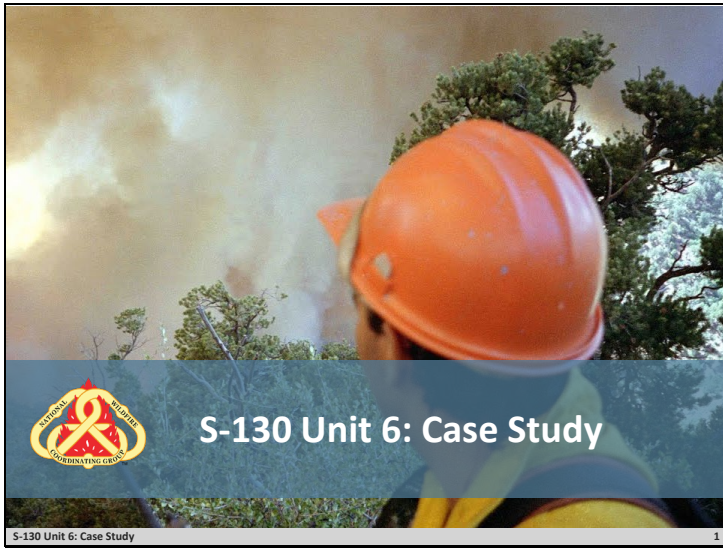
Topics	Method	Duration
The South Canyon Fire: Part 1	Video Presentation	40 Minutes
The South Canyon Fire: Part 1	Discussion	20 Minutes
<b>Total Unit Duration</b>		<b>1 Hour</b>

### Materials:

- Incident Response Pocket Guide (IRPG), PMS 461, <https://www.nwcg.gov/publications/461>.
- Notebook for participants.
- S-130 Student Evaluation Task Sheet.
- Ability to display images and video on large screen.
- White board or easel access for group breakout.

# Unit 6: South Canyon Case Study; Part 1

## Slide 1



# Unit 6: South Canyon Case Study; Part 1

## Slide 2

### Objectives

Students will be able to:


- Discuss elements from topics in units 1 through 5 that are present in the case study.

S-130 Unit 6: Case Study 2

- Review the objectives

# Unit 6: South Canyon Case Study; Part 1

## Slide 3



### Pre-Video Discussion

- This case study is intended to provide real-life examples of various elements presented and discussed in Units 1 – 5.
- Play Video**

**Title** 1994 South Canyon Fire on Storm King Mountain

**Summary** This video looks at the South Canyon Fire where 14 perished.

**Time** (40:00)

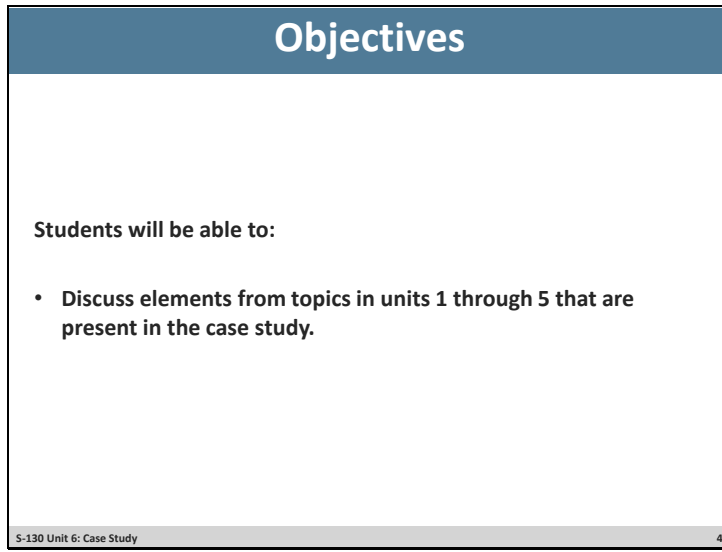
**Audio**

### Post-Video Discussion

- Discuss if resources had all relevant information based on elements of the briefing checklist.
- Discuss if any issues or concerns existed regarding PPE or equipment use.
- Discuss if any issues or concerns existed regarding chain of command or span of control.
- Discuss if any issues or concerns existed regarding the Standard Fire Orders, Watch Out Situations, or LCES.

# Unit 6: South Canyon Case Study; Part 1

## Slide 4



**Objectives**

Students will be able to:

- Discuss elements from topics in units 1 through 5 that are present in the case study.

S-130 Unit 6: Case Study 4

- Review the objectives.